



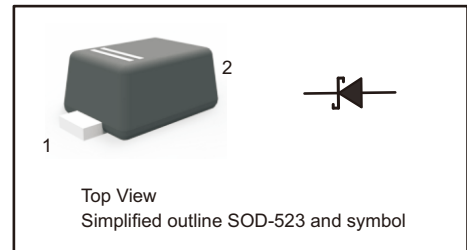
SCHOTTKY BARRIER RECTIFIERS

FEATURES

- Metal silicon junction, majority carrier conduction
- Guarding for overvoltage protection
- Low power loss, high efficiency
- High current capability
- low forward voltage drop
- High surge capability
- For use in low voltage, high frequency inverters, free wheeling, and polarity protection applications

PINNING

PIN	DESCRIPTION
1	Cathode
2	Anode



MECHANICAL DATA

- Case: SOD-523
- Terminals: Solderable per MIL-STD-750, Method 2026

Maximum Ratings and Electrical characteristics

Ratings at 25 °C ambient temperature unless otherwise specified.

Parameter	Symbols	B5819WT	Units
Maximum Repetitive Peak Reverse Voltage	V_{RRM}	40	V
Maximum RMS voltage	V_{RMS}	28	V
Maximum DC Blocking Voltage	V_{DC}	40	V
Maximum Average Forward Rectified Current	$I_{F(AV)}$	1	A
Power dissipation	P_D	250	mW
Peak Forward Surge Current, 8.3ms Single Half Sine-wave Superimposed On Rated Load (JEDEC method)	I_{FSM}	5	A
Maximum Instantaneous Forward Voltage at 1 A	V_F	0.6	V
Maximum Instantaneous Reverse Current at Rated DC Reverse Voltage $T_j = 25^{\circ}C$ $T_j = 100^{\circ}C$	I_R	1 10	mA
Thermal Resistance, Junction to Ambient Air	$R_{\theta JA}$	400	$^{\circ}C/W$
Typical Junction Capacitance $V_R=4V, f=1MHz$	C_j	120	pF
Storage and Operating Junction Temperature Range	T_j, T_{stg}	-55 ~ +125	$^{\circ}C$



Typical Performance Characteristics

Fig.1 Power Derating Curve

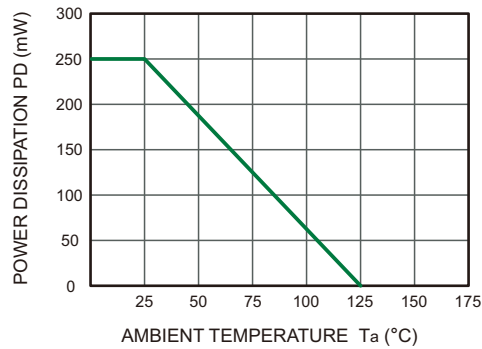


Fig.2 Typical Reverse Characteristics

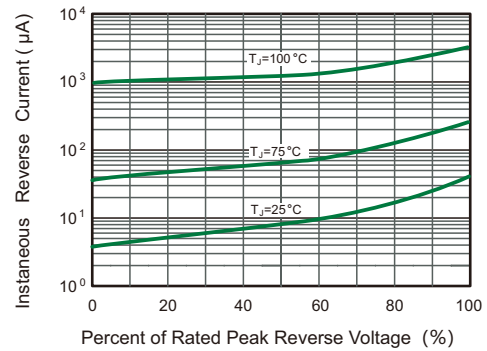


Fig.3 TYPICAL FORWARD VOLTAGE

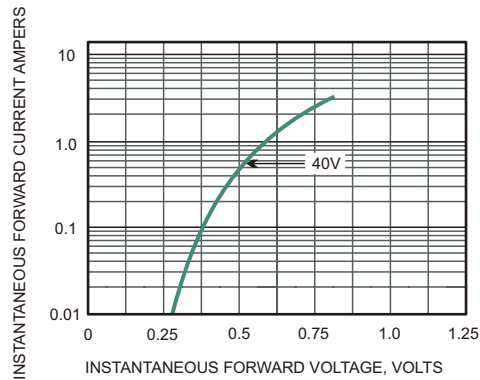
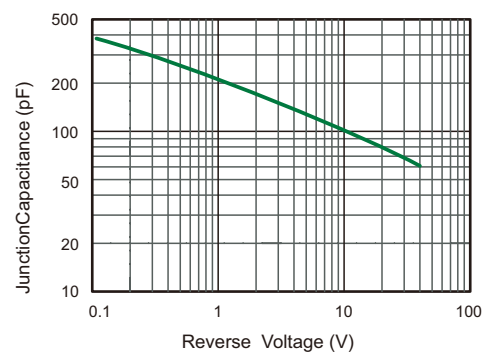


Fig.4 Typical Junction Capacitance

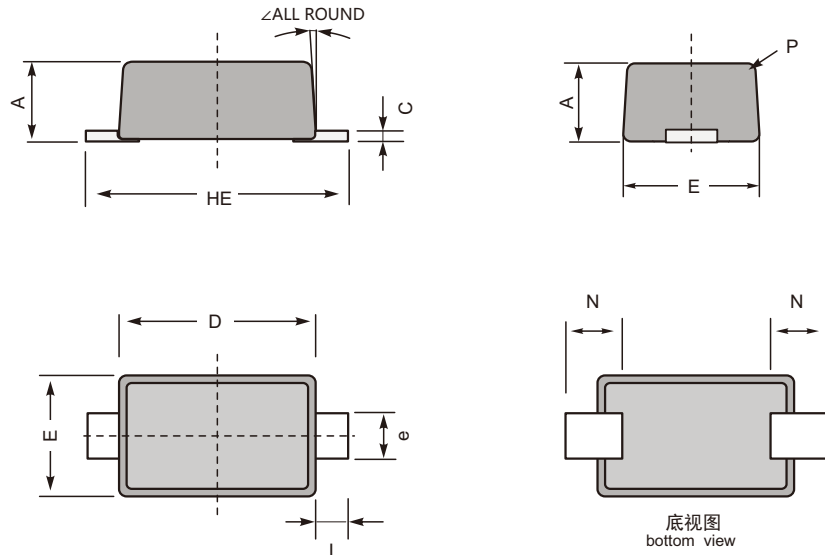




PACKAGE OUTLINE

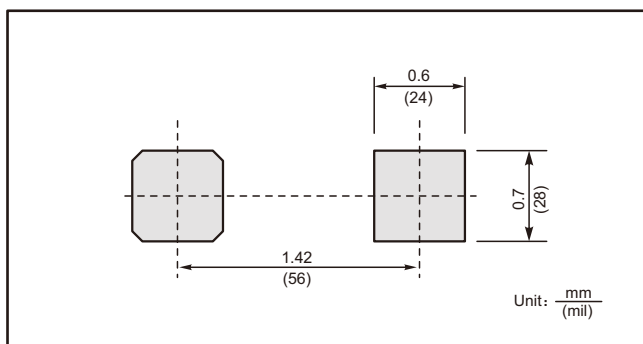
Plastic surface mounted package; 2 leads

SOD-523



UNIT		A	e	C	D	E	HE	N	L	P	∠
mm	max	0.77	0.35	0.15	1.30	0.99	1.70	0.35	0.2	R0.1	10° ± 1°
	min	0.51	0.25	0.08	1.10	0.75	1.50	ref	ref	ALL	
mil	max	30	14	6	51	39	67	14	8.0	R4.0	
	min	20	10	3	43	30	59	ref	ref	ALL	
										ROUND	

The recommended mounting pad size



Marking

Type number	Marking code
B5819WT	SL



Important Notice and Disclaimer

Jingdao Microelectronics reserves the right to make changes to this document and its products and specifications at any time without notice.

Customers should obtain and confirm the latest product information and specifications before final design, purchase or use.

Jingdao Microelectronics makes no warranty, representation or guarantee regarding the suitability of its products for any particular purpose, nor does Jingdao Microelectronics assume any liability for application assistance or customer product design.

Jingdao Microelectronics does not warrant or accept any liability with products which are purchased or used for any unintended or unauthorized application.

No license is granted by implication or otherwise under any intellectual property rights of Jingdao Microelectronics.

Jingdao Microelectronics products are not authorized for use as critical components in life support devices or systems without express written approval of Jingdao Microelectronics.